

DESCRIPTION

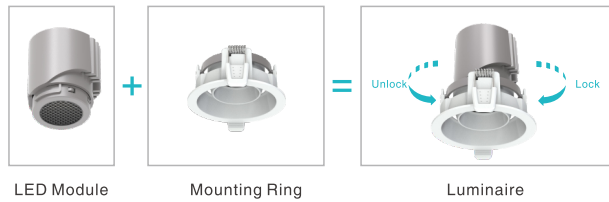
ELLA-Commercial series, it comes into round and square with super modular design, in various wattages, can be a good lighting solution for any indoor retails or commercial environments. Honeycomb filter can be added to provide maximum visual comfort.

FEATURES

- Elegant & compact in its style, versatile in its using.
- Precise light control, 15°, 24°, 38°, 55° beam lens options.
- Round & square mounting rings with tiltable 30° axis, also can be dual-head.
- Super modular design, replacing LED module, mounting ring, beam lens and anti-glare accessories without any needs for tools.
- IP20 is standard, IP44 is optional.



MODULAR DESIGN

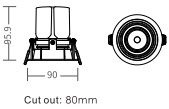


SPECIFICATION

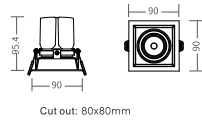
| | |
|-----------------------------|--|
| INPUT VOLTAGE | 220-240V / 100-120V / 100-277V AC, 50-60Hz |
| DIMMABLE | On-off, Phase dim, 1-10V, DALI |
| BEAM ANGLE | 15°, 24°, 38°, 55° |
| HOUSING COLOR | Black |
| OPERATING TEMPERATURE RANGE | -20~+40°C |

DIMENSION

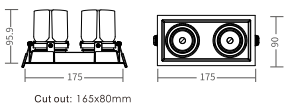
EM060-EF63RA01



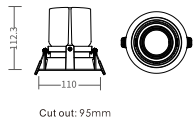
EM060-EF63SA01



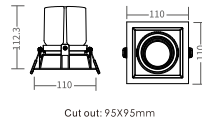
EM060-EF63SA02



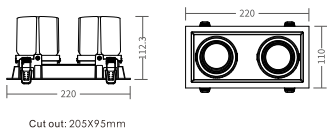
EM070-EF73RA01



EM070-EF73SA01


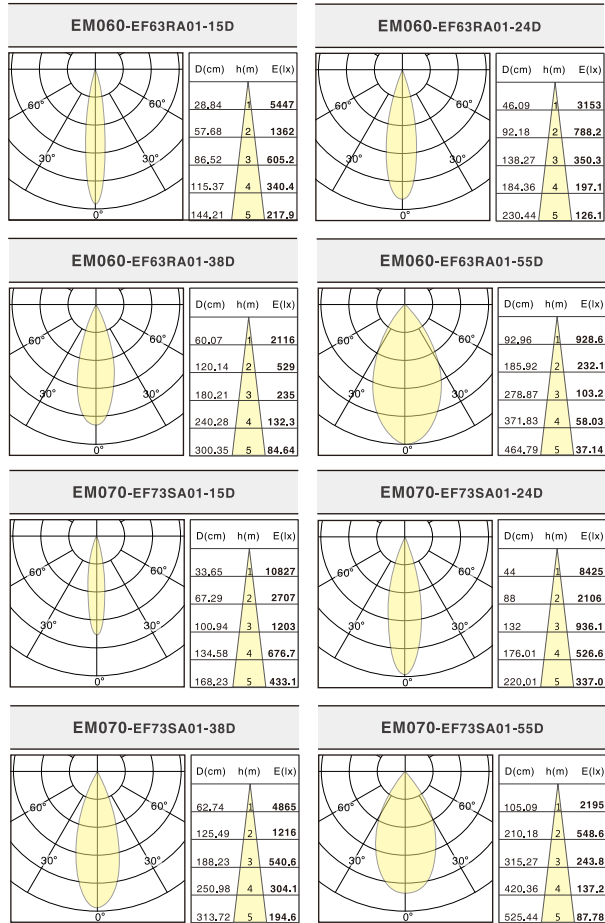


EM070-EF73SA02



| MODEL NUMBER | POWER | COLOR TEMP | LUMINOUS FLUX(Lm) CRI80+ | LUMINOUS FLUX(Lm)±5% CRI90+ | BEAM ANGLE |
|----------------|-------|----------------|--------------------------|-----------------------------|------------|
| EM060-EF63RA01 | 9W | 2700K | 910 lm | 714 lm | 38° |
| EM060-EF63SA01 | | 3000K | 991 lm | 778 lm | |
| EM060-EF63SA02 | 9W*2 | 2700K 3000K | 1819 lm 1982 lm | 1428 lm 1556 lm | 38° |
| EM060-EF63RA01 | 13W | 2700K | 1032 lm | 810 lm | 38° |
| EM060-EF63SA01 | | 3000K | 1124 lm | 882 lm | |
| EM060-EF63SA02 | 13W*2 | 2700K 3000K | 2064 lm 2247 lm | 1620 lm 1764 lm | 38° |
| EM070-EF73RA01 | 20W | 2700K | 2069 lm | 1624 lm | 24° |
| EM070-EF73SA01 | | 3000K | 2155 lm | 1692 lm | |
| EM070-EF73RA01 | 25W | 2700K | 2471 lm | 1940 lm | 24° |
| EM070-EF73SA01 | | 3000K | 2575 lm | 2021 lm | |

LIGHT DISTRIBUTION




PACKAGE

| | |
|--------------------|----------------|
| Model | EM060-EF63RA01 |
| PCS/Carton | 27 |
| Inner Box size(cm) | 11.5*9.5*13 |
| Carton size(cm) | 40.5*36*30.5 |
| Net weight(kg) | 0.44 |
| Gross weight(kg) | 16.8 |

| | |
|--------------------|----------------|
| Model | EM060-EF63SA01 |
| PCS/Carton | 27 |
| Inner Box size(cm) | 11.5*9.5*13 |
| Carton size(cm) | 40.5*36*30.5 |
| Net weight(kg) | 0.45 |
| Gross weight(kg) | 17 |

ANTI-GLARE ACCESSORY



ELLA-Commercial Series Overview

