



DESCRIPTION

IMAX (EN-TLI series, standard version) is a slim and clean LED track light that will fit smoothly into any retail and gallery environments. High lumen efficiency(>100lm/W) & versatile optical accessories can increase the great light comfort and fulfill different light demands. The head can be adjusted precisely 360°+ horizontal(rotation) without dead angle and 90°vertical. The light, as a result, is emitted exactly where you need it.

FEATURES

- Slim and clean design with adaptor driver.
- Light efficiency is up to 100lm/W.
- Interchangeable lens: 15°, 24°, 38°, 60°.
- Can be dressed in honeycomb filter and cross louve to enhance the visual quality, reduce glare.
- Privately-designed joints can hold the track head at any positions without malfunctions.
- 360°+ rotation without dead angle and 90°vertical aiming.



DETAILS



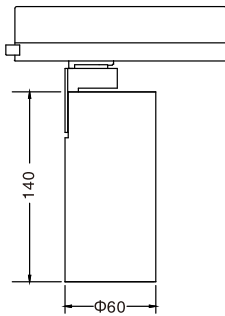
Slim and clean design with adaptor driver.

Can be dressed in cross louve

Can be dressed in honeycomb filter

DIMENSION

EN-TLI020-51





3-pin track adaptor/4-pin track adaptor

SPECIFICATION

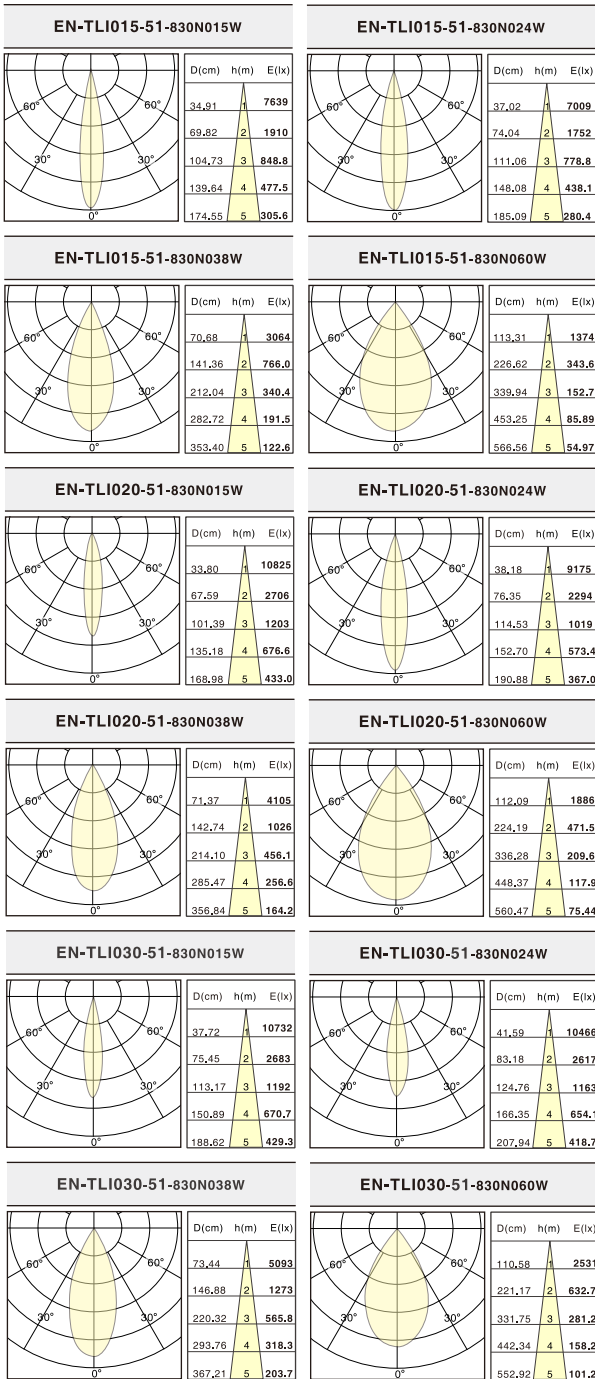
INPUT VOLTAGE	220-240V / 100-120V / 100-277V AC, 50-60Hz
DIMMABLE	Phase, 1-10V, DALI
BEAM ANGLE	15°,24°,38°,60°.
INSTALLATION	On 4-pin, 3-pin track
HOUSING COLOR	White, black, silver
OPERATING TEMPERATURE RANGE	-20~+50°C

MODEL NUMBER	POWER	COLOR TEMP	LUMINOUS FLUX(Lm)±5%	LUMINOUS FLUX(Lm)
EN-TLI015-51	15W	3000K	1532lm(CRI80+)	1272lm(CRI90+)
		4000K	1648lm(CRI80+)	1367lm(CRI90+)
		5000K	1772lm(CRI80+)	1470lm(CRI90+)
EN-TLI020-51	20W	3000K	2076lm(CRI80+)	1723lm(CRI90+)
		4000K	2232lm(CRI80+)	1852lm(CRI90+)
		5000K	2400lm(CRI80+)	1992lm(CRI90+)

OPTICAL ACCESSORIES

Accessories	Description
	Honeycomb Filer
	Cross Louver

LIGHT DISTRIBUTION



PACKAGE

Model	EN-TLI010-51 EN-TLI015-51
PCS/ Carton	30
Inner Box size(cm)	11.5*11*20.5
Carton size(cm)	56.5*36*43
Net weight(kg)	0.58
Gross weight(kg)	21

Model	EN-TLI020-51 EN-TLI030-51
PCS/ Carton	15
Inner Box size(cm)	11.5*11*26.2
Carton size(cm)	56.5*36*28.5
Net weight(kg)	0.73
Gross weight(kg)	14.5

IMAX FAMILY

ONE SOLUTION for many beam angle challenges. IMAX family Track Lights provide first-class options for architects, lighting designer who want superior flexibility in an LED accent lighting system. In versions with different light solutions, IMAX covers high performance accent lighting with different interchangeable beam lens, beam angle adjusting from narrow to wide, and contour projection. Attracted by it's slim and clean design, IMAX is a complete family with full lighting solutions. If you have an environment ask for different lighting solution, I-MAX will be the best choice to get a unified impression.



INSTALLATION

On Track

