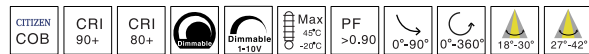


DESCRIPTION


IMAX(EN-TLI series, projector version) is a slim and functional LED track light that will fit smoothly into optimum accurate lighting for museums, exhibitions, art galleries and sales and showroom areas. Featuring a group of precision optical lens and framing patterns mechanism designed to provide sharp-edged, high-contrast square & triangle light shapes, logo projection is also available. The head can be adjusted precisely 360°+ horizontal(rotation) and 90°vertical without dead angle. The light, as a result, is emitted exactly where you need it.

FEATURES

- Tailor-made contour projector for high-end museums & galleries thanks to it's precise light control.
- Designed for sharp-focused or soft-focused projection of a light field.
- A set of four framing blades bring sharp-edged or soft edged, high-contrast square & triangle light shape at user's convenience.
- Logo projection, customized logo can be projected at your request.
- Privately-designed joints can hold the track head at any positions without malfunctions.
- 360°+ rotation without dead angle and 90°vertical aiming.
- **Standard beam angle 18° - 30° & 27° - 42° can be switched to 3° - 45° by using the iris diaphragm.**



DETAILS



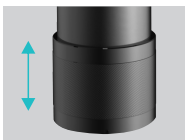
Clear or Soft Outline
Rotate it to change the sharpness of the light outline



Iris diaphragm
The iris diaphragm controls the light beam for circular illustrations.

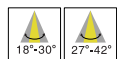


Framing blades
The framing blades controls the light beam for square / rectangular illustrations



Zoomable 18-30° & 27-42°

Push in & pull out the cylinder to change the light beam from 18° to 30° & 27° to 42° .



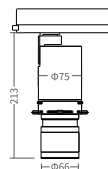
SPECIFICATION

INPUT VOLTAGE	220-240V / 100-120V / 100-277V AC, 50-60Hz
DIMMABLE	Phase, 1-10V, DALI
BEAM ANGLE	18°-30°, 27°-42°
INSTALLATION	On 4-pin, 3-pin track
HOUSING COLOR	White, black, silver
OPERATING TEMPERATURE RANGE	-20~+50°C

MODEL NUMBER	POWER	COLOR TEMP	LUMINOUS FLUX(Lm)±5%	LUMINOUS FLUX(Lm)	BEAM ANGLE
EN-TLI020-71	20W	3000K	631lm(CRI80+)	563lm(CRI90+)	18°
		4000K	651lm(CRI80+)	580lm(CRI90+)	
EN-TLI020-71	20W	3000K	754lm(CRI80+)	639lm(CRI90+)	30°
		4000K	777lm(CRI80+)	659lm(CRI90+)	
EN-TLI020-71	20W	3000K	556lm(CRI80+)	563lm(CRI90+)	27°
		4000K	573lm(CRI80+)	580lm(CRI90+)	
EN-TLI020-71	20W	3000K	663lm(CRI80+)	639lm(CRI90+)	42°
		4000K	684lm(CRI80+)	659lm(CRI90+)	

DIMENSION


EN-TLI020-71



3-pin track adaptor/4-pin track adaptor

OPTICAL ACCESSORIES

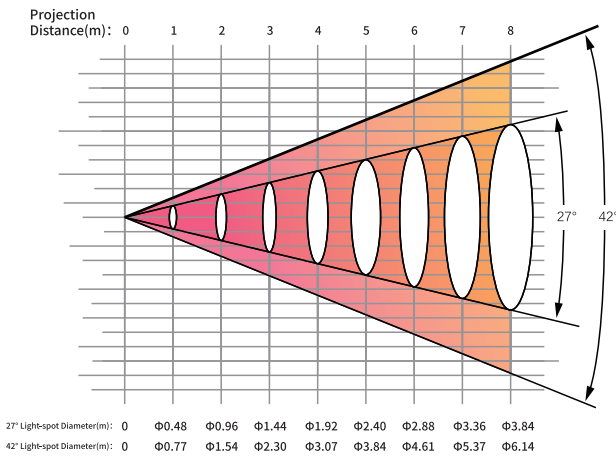
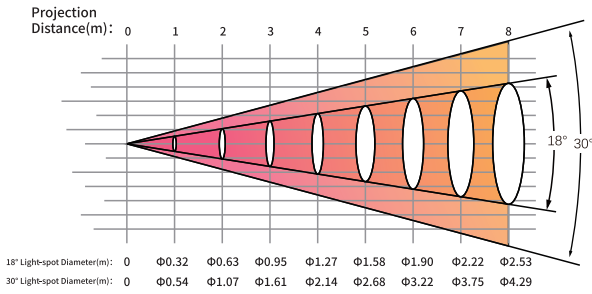
Logo Filter



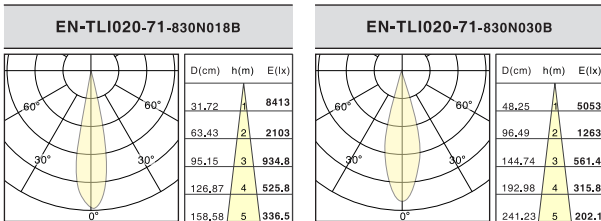
Colour Filter



LIGHT-SPOT DIAMETER




LIGHT DISTRIBUTION

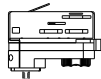


INSTALLATION

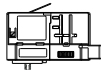
On Track




3-circuit 4 pin



Standard



Global



3 pin



Halo

PACKAGE

Model	EN-TLI020-71
PCS/ Carton	12
Inner Box size(cm)	28.5*24*11.5
Carton size(cm)	58.5*49.5*36.5
Net weight(kg)	1.4
Gross weight(kg)	21

IMAX FAMILY

ONE SOLUTION for many beam angle challenges. IMAX family Track Lights provide first-class options for architects, lighting designer who want superior flexibility in an LED accent lighting system. In versions with different light solutions, IMAX covers high performance accent lighting with different interchangeable beam lens, beam angle adjusting from narrow to wide, and contour projection. Attracted by it's slim and clean design, IMAX is a complete family with full lighting solutions. If you have an environment ask for different lighting solution, I-MAX will be the best choice to get a unified impression.

