
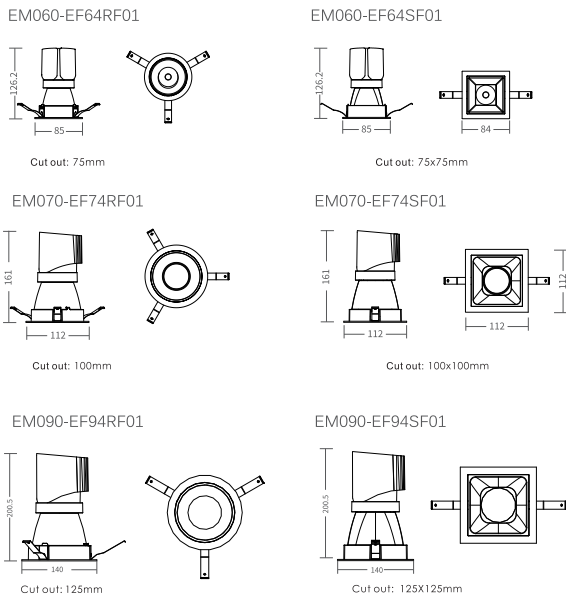


MODULAR DESIGN



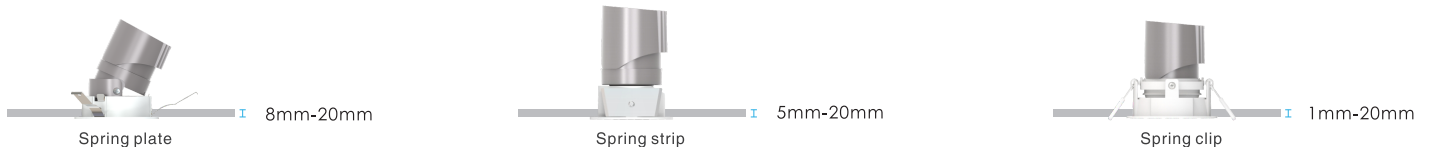
DIMENSION



ANTI-GLARE ACCESSORY



CEILING THICKNESS



DESCRIPTION

ELLA-Deep Anti-glare series, deep recessed mounting ring enable 48° cut-off for excellent glare control. The luminaires blend elegantly into the ceiling layout and embody the philosophy of "light instead of luminaires." Super modular design with round as well as square, honeycomb filter can be added to provide maximum visual comfort.

FEATURES

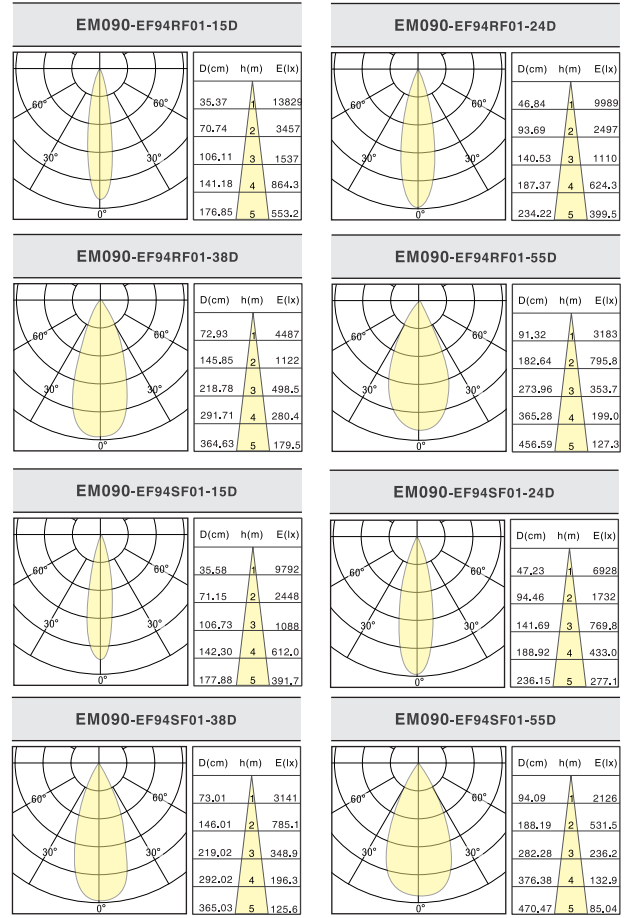
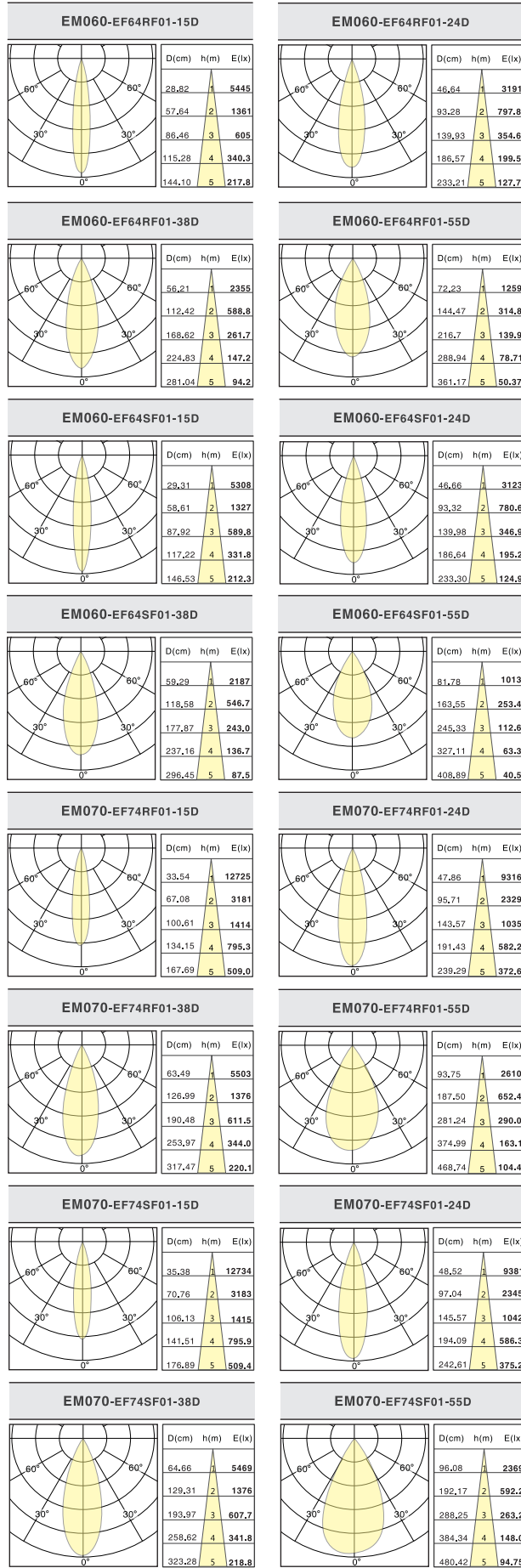
- Elegant & compact in its style, versatile in its using.
- Precise light control, UGR<9.
- Super modular design, replacing LED module, mounting ring, beam lens and anti-glare accessories without any needs for tools.
- IP20 is standard, IP44 is optional.

SPECIFICATION

INPUT VOLTAGE 220-240V / 100-120V / 100-277V AC, 50-60Hz
 DIMMABLE On-off, Phase dim, 1-10V, DALI
 BEAM ANGLE 15°, 24°, 38°, 55°
 HOUSING COLOR Black
 OPERATING TEMPERATURE RANGE -20~+40°C

MODEL NUMBER	POWER	COLOR TEMP	LUMINOUS FLUX(Lm) CRI80+	LUMINOUS FLUX(Lm)±5% CRI90+	BEAM ANGLE
EM060-EF64RF01	10W	2700K 3000K	848 lm 924 lm	692 lm 754 lm	38°
EM060-EF64SF01	10W	2700K 3000K	857 lm 934 lm	701 lm 764 lm	38°
EM060-EF64RF01	15W	2700K 3000K	1402 lm 1548 lm	1104 lm 1219 lm	38°
EM060-EF64SF01	15W	2700K 3000K	1402 lm 1548 lm	1104 lm 1219 lm	38°
EM070-EF74RF01	20W	2700K 3000K	2433 lm 2535 lm	1910 lm 1990 lm	38°
EM070-EF74SF01	20W	2700K 3000K	2433 lm 2535 lm	1910 lm 1990 lm	38°
EM070-EF74RF01	25W	2700K 3000K	2823 lm 2931 lm	2216 lm 2301 lm	38°
EM070-EF74SF01	25W	2700K 3000K	2808 lm 2971 lm	2204 lm 2332 lm	38°
EM090-EF94RF01	30W	2700K 3000K	2513 lm 2616 lm	1979 lm 2060 lm	38°
EM090-EF94SF01	30W	2700K 3000K	2561 lm 2665 lm	2017 lm 2099 lm	38°
EM090-EF94RF01	35W	2700K 3000K	3031 lm 3159 lm	2387 lm 2484 lm	38°
EM090-EF94SF01	35W	2700K 3000K	3072 lm 3196 lm	2419 lm 2517 lm	38°

LIGHT DISTRIBUTION



LED MODULE PACKAGE

Model	EM060
PCS/Carton	30
Inner Box size(cm)	15*10.5*7
Carton size(cm)	53.5*31*23
Net weight(kg)	0.37
Gross weight(kg)	13.25

Model	EM070
PCS/Carton	20
Inner Box size(cm)	15*11.5*8.5
Carton size(cm)	58.5*31*19
Net weight(kg)	0.6
Gross weight(kg)	13.8

Model	EM090
PCS/Carton	18
Inner Box size(cm)	15*13*10.5
Carton size(cm)	46*40*23
Net weight(kg)	0.95
Gross weight(kg)	18.98

MOUNTING RING MODULE PACKAGE

Model	EM060-EF64RF01
PCS/Carton	60
Inner Box size(cm)	9.6*9.6*6
Carton size(cm)	49*39.5*26
Net weight(kg)	0.086
Gross weight(kg)	9.06

Model	EM060-EF64SF01
PCS/Carton	60
Inner Box size(cm)	9.6*9.6*6
Carton size(cm)	49*39.5*26
Net weight(kg)	0.112
Gross weight(kg)	10.62

Model	EM070-EF74RF01
PCS/Carton	40
Inner Box size(cm)	12*12*9.5
Carton size(cm)	49*25*49.5
Net weight(kg)	0.128
Gross weight(kg)	8.02

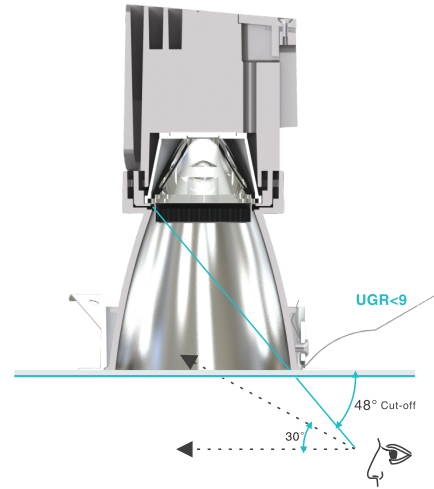
Model	EM070-EF74SF01
PCS/Carton	40
Inner Box size(cm)	12*12*9.5
Carton size(cm)	49*25*49.5
Net weight(kg)	0.156
Gross weight(kg)	9.14

Model	EM090-EF94RF01
PCS/Carton	18
Inner Box size(cm)	14.5*14.5*13
Carton size(cm)	44.5*30*42
Net weight(kg)	0.228
Gross weight(kg)	5.904

Model	EM090-EF94SF01
PCS/Carton	18
Inner Box size(cm)	14.5*14.5*13
Carton size(cm)	44.5*30*42
Net weight(kg)	0.261
Gross weight(kg)	6.498

ANTI-GLARE

In the glare free angle, there is no direct view of the LED and the visible part of the reflector produces practically no glare at all. This zone offers very high visual comfort.



ELLA-Deep Anti-glare Series Overview

