



SECONDARY REFLECTOR COLOR



CEILING THICKNESS



DESCRIPTION

Galaxy is designed to be well adapt to high ceiling applications thanks to it's super high efficient thermal management and high light efficiency 110lm/w. Except for classic white color, Galaxy also support tunable white and CCT selectable with unparalleled quality light distribution, plus low glare UGR<16 design, Galaxy downlight delivers high-end, architectural-grade illumination precisely where you need it. Its tool-free, field-changeable reflector allow you to easily change how your spaces feel and perform with minimal labor, and IP54 ensure high-quality lighting even in harsh conditions.

FEATURES

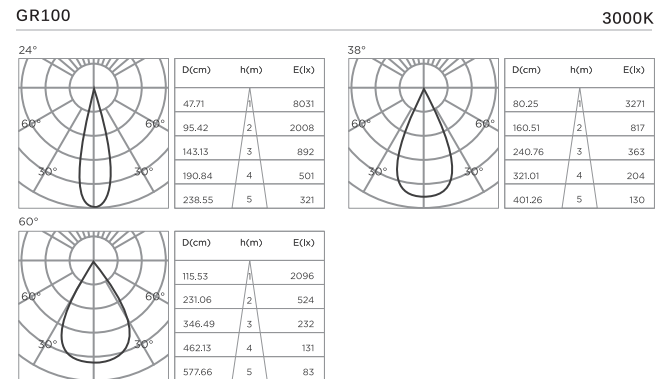
- 4 inch max 30W, 5 inch max 40W, 6 inch max 50W;
- High lumen efficiency of 110lm/W;
- Tunable white allow more flexible light adjustment to match the mood;
- Low glare UGR<16 for visual comfort;
- Magnetic reflector design enable tool-free replacement without trouble in positioning;
- IP54 suitable for semi outdoor and wet areas;
- Spring clip to be flexible with ceiling thickness from 1-30mm.

SPECIFICATION

INPUT VOLTAGE 220-240V / 100-120V / 100-277V AC, 50-60Hz  
 DIMMABLE Tunable White, DALI, 0-10V, Triac, CCT Switch  
 BEAM ANGLE 24°, 38°, 60°  
 HOUSING COLOR White, black  
 OPERATING TEMPERATURE RANGE -20~+45°C

MODEL NUMBER	POWER	COLOR TEMP	LUMINOUS FLUX(Lm) CRI80+	LUMINOUS FLUX(Lm)±5% CRI90+	BEAM ANGLE
GR100	20W	2700K 3000K	1898 lm 1998 lm	1609 lm 1694 lm	24°
GR100	25W	2700K 3000K	2454 lm 2584 lm	2080 lm 2190 lm	24°
GR125	30W	2700K 3000K	2735 lm 2880 lm	2318 lm 2441 lm	24°
GR125	35W	2700K 3000K	3380 lm 3558 lm	2865 lm 3016 lm	24°
GR150	40W	2700K 3000K	4030 lm 4243 lm	3416 lm 3596 lm	24°
GR150	45W	2700K 3000K	4546 lm 4786 lm	3853 lm 4056 lm	24°
GR150	50W	2700K 3000K	4817 lm 5071 lm	4083 lm 4298 lm	24°

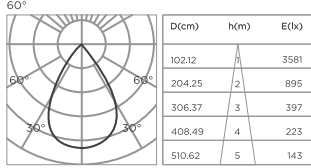
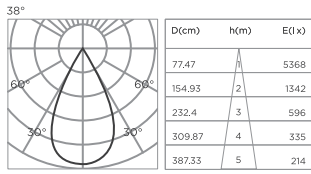
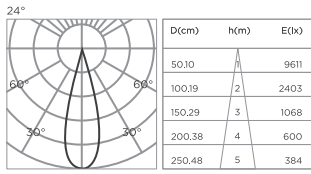
LIGHT DISTRIBUTION



LIGHT DISTRIBUTION

GR125

3000K



PACKAGE

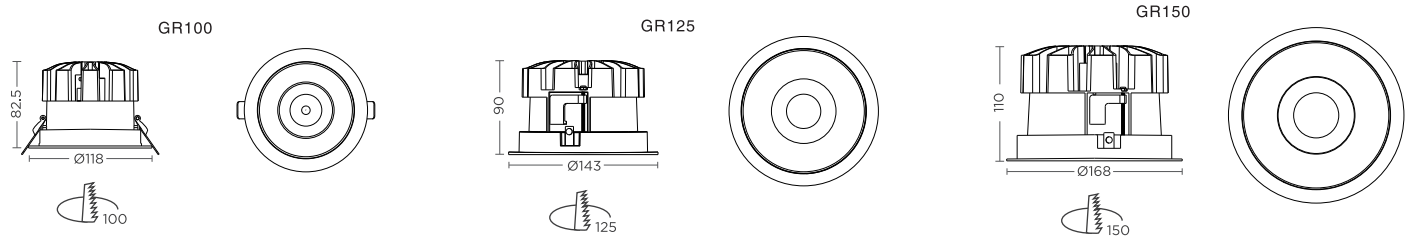
Model	GR100
PCS/Carton	18
Inner Box size(cm)	14.5*14.5*9.5
Carton size(cm)	44.5*30*30.5
Net weight(kg)	9.72
Gross weight(kg)	10.72

Model	GR125
PCS/Carton	18
Inner Box size(cm)	17*16.5*10
Carton size(cm)	50.5*34*32
Net weight(kg)	12.85
Gross weight(kg)	13.05

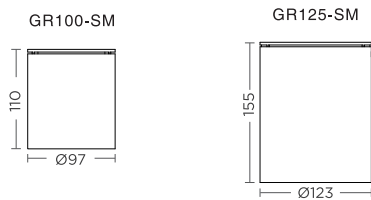
Model	GR150
PCS/Carton	12
Inner Box size(cm)	22.5*20.5*12
Carton size(cm)	46.5*42*38
Net weight(kg)	12
Gross weight(kg)	12.9

DIMENSION

Recessed-mounted



Surface-mounted



Pendant

