


15-Mangetic

Track System

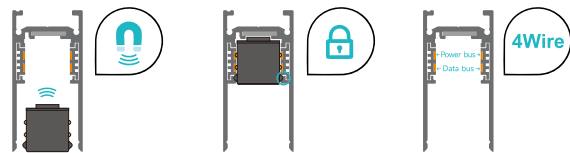


DESCRIPTION

The magnetic track lighting system includes compact profiles/tracks that accommodate LED light modules. These modules are magnetically connected to the tracks, allowing for easy installation manually without the need for tools. The system's low voltage allow the light modules to be adjusted and moved while powered on. The system provides unlimited configuration possibilities due to its wide range of profiles/tracks, connectors, installation styles, light modules, and control options. This makes the magnetic lighting system an all in one solution for even the most demanding architects, interior designers, and lighting designers.

FEATURES

- Copper strip made of high purity red copper for superior conductivity.
- Copper strip thickness 0.6/0.8 mm.
- Copper and plastic extruded as one part.
- The "ladder type" design to avoid slip out of copper strip.



DATE

Length:


1000mm / 2000mm / 3000mm

Finishes:

Black / White / Custom

MT15S2849

Surface-mounted



MT15R5548A

Pre-fit Recessed-mounted



MT15R5548B

Pre-fit Recessed-mounted



ORDERING INFORMATION

MT	15			
SERIES	WIDTH	INSTALLATION	SECTIONAL DIMENSION	ACCESSORIES
<div><input type="checkbox"/> <b>MT</b> Magnetic Track</div>	<div><input type="checkbox"/> <b>15</b> 15mm</div>	<div><input type="checkbox"/> <b>R</b> Recessed</div> <div><input type="checkbox"/> <b>S</b> Surface</div>	<div><input type="checkbox"/> <b>2849</b> 28mmx49mm</div> <div><input type="checkbox"/> <b>5548A</b> 55mmx48mm</div> <div><input type="checkbox"/> <b>5548B</b> 55mmx48mm</div>	<div><div><input type="checkbox"/> <b>LJ</b> L-joint 90°</div><div><input type="checkbox"/> <b>IN</b> In corner</div><div><input type="checkbox"/> <b>OT</b> Out corner</div></div> <div><div><input type="checkbox"/> <b>EC</b> End cap</div><div><input type="checkbox"/> <b>MJ</b> M-connect plate</div></div>

ENCORE  
GENERAL ACCESSORIES



Corner connector module

MT-20C-CC



Three-ways connection module

MT-20C-CC2



I shape straight connection module

MT-20C-IC



Conductive module (Input)

MT-20C-IM05M  
MT-20C-IM20M



Protective cover

MT-20PC



Long driver module

MT-20C-LA184



Short driver module

MT-20C-LA112



Long driver module (with lock and magnet)

MT-20CLA186A



Long driver module EVO (with lock, without magnet)

MT-20CLA186B

A. A. G.  
GENERAL ACCESSORIES



Corner connector module

MT-20C-CC-A




Three-ways connection module

MT-20C-CC2-A



I shape straight connection module

MT-20C-IC-A



Conductive module (Input)

MT-20C-IM05M-A  
MT-20C-IM20M-A



Protective cover

MT-20PC-A



Long driver module

MT-20C-LA168-A



Short driver module

MT-20C-LA98-A

TRACK ACCESSORIES

MT15S2849

L-joint 90°  
MT15S2849-LJ

In corner  
MT15S2849-IN

Out corner  
MT15S2849-OT

End cap  
MT15S2849-EC

Connect plate  
MT15S2849-MJ

MT15R5548A

L-joint 90°  
MT15R5548A-LJ

In corner  
MT15R5548A-IN

Out corner  
MT15R5548A-OT

End cap  
MT15R5548A-EC

Connect plate  
MT15R5548A-MJ

MT15R5548B


L-joint 90°  
MT15R5548B-LJ

In corner  
MT15R5548B-IN

Out corner  
MT15R5548B-OT

End cap  
MT15R5548B-EC

Connect plate  
MT15R5548B-MJ



MAGNETIC TRACK SYSTEM

The magnetic track lighting system includes compact profiles/tracks that accommodate LED light modules. These modules are magnetically connected to the tracks, allowing for easy installation manually without the need for tools. The system's low voltage allow the light modules to be adjusted and moved while powered on. The system provides unlimited configuration possibilities due to its wide range of profiles/tracks, connectors, installation styles, light modules, and control options. This makes the magnetic lighting system an all in one solution for even the most demanding architects, interior designers, and lighting designers.

DETAILS



Scan to know more about product information