



Type:

SPECIFICATION SHEET

Project:

Page 1 / 5

OVEGA-Narrow Beam

TLO010-01



DESCRIPTION

OVEGA(EN-TLO series, Narrow Beam 6°) is a stylish and compact LED track light that will fit smoothly into any show windows, museums where ask for very narrow spot. Simply adding extra optical accessories, the light shape can be changed to square, rectangular, oval..... creates unique atmosphere in the end.

The head can be adjusted precisely 360°+ horizontal(rotation) and 90° vertical without dead angle. The light, as a result, is emitted exactly where you need it. The integrated driver gives clean feeling and the ceiling will not be cluttered with drivers aimed in different directions.

FEATURES

- Stylish and compact design with integrated driver.
- Very narrow beam 6° with quality light distribution.
- Simply adding extra optical accessories, the light shape can be changed to square, rectangular, line.....
- Patented joints can hold the lights at any positions without malfunctions.
- 360°+ rotation without dead angle and 90° vertical aiming.
- Use OVEGA family to get a unified impression in one environment.

ELECTRICAL

| | |
|---------------|---------------------|
| Power: | 10W |
| Voltage: | 100-120V AC |
| Frequency: | 50/60Hz |
| Power Factor: | >0.90 |
| Dimming: | On-off / TRIAC (1%) |

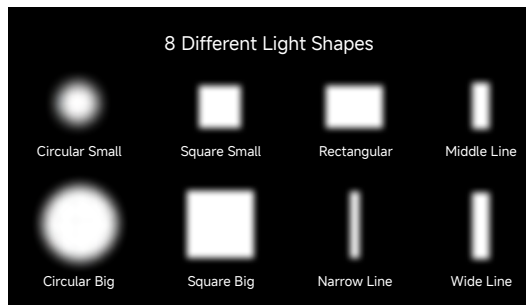
OPTICAL

| | |
|--------------------|---------------------------------------|
| LED Type: | COB |
| Lumen Output: | 586lm |
| Beam Optic: | Narrow Spot (6°) |
| Color Quality: | CRI 80+/90+/95+, SDCM≤3 |
| Color Temperature: | Static white: 2700K/3000K/3500K/4000K |

LUMINAIRE

| | |
|------------------------|--|
| Installation Methods: | Track-mounted / Surface-mounted / Pendant / Wall-mounted |
| Trim Color: | Black / White / Silver |
| Operating Temperature: | -20°C~40°C |
| Lifespan: | >50000h@80%(L80) |
| Warranty: | 5 years Carefree for Parts and Components |
| Listing: | ETL & cETL listed for dry locations |

DETAILS





ORDERING INFORMATION

| TLO | | | | | | | | |
|------------------------------------|----------------------------------|-------------------------------------|-----------------------------------|---|--------------------------------|-----------------------------------|---|--|
| SERIES | POWER | INSTALLATION | HOUSING COLOR | TRACK TYPE | CRI | CCT | OPTIC | DIMMING |
| <input type="checkbox"/> TLO OVEGA | <input type="checkbox"/> 010 10W | <input type="checkbox"/> 01 Track | <input type="checkbox"/> W White | <input type="checkbox"/> J 2-pin Juno | <input type="checkbox"/> 8 80+ | <input type="checkbox"/> 27 2700K | <input type="checkbox"/> 006 Narrow Spot 6° | <input type="checkbox"/> T Triac |
| | | <input type="checkbox"/> 02 Surface | <input type="checkbox"/> B Black | <input type="checkbox"/> L 2-pin Lightolier | <input type="checkbox"/> 9 90+ | <input type="checkbox"/> 30 3000K | | <input type="checkbox"/> N Non-dimming |
| | | <input type="checkbox"/> 03 Pendant | <input type="checkbox"/> S Silver | <input type="checkbox"/> H 3-pin Halo | <input type="checkbox"/> 9 95+ | <input type="checkbox"/> 35 3500K | | |
| | | <input type="checkbox"/> 04 Wall | | <input type="checkbox"/> G 4-pin Global | | <input type="checkbox"/> 40 4000K | | |

ACCESSORIES (TO BE ORDERED SEPARATELY)
FOR INSTALLATION CONSULT THE INSTRUCTION SHEET

OPTICAL ACCESSORY

☐ Circular Small

☐ Circular Big

☐ Square Small

☐ Square Big

☐ Rectangular

☐ Narrow Line

☐ Middle Line

☐ Wide Line

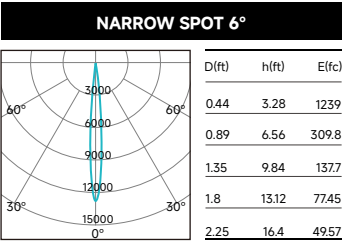


PHOTOMETRIC DATA (NON-DIMMING)

| LUMEN PACKAGE | POWER | CCT | 6° | | |
|---------------|-------|-------|--------|----------|-------------|
| | | | LUMENS | EFFICACY | MAX CANDELA |
| TLO010-01 | 10W | 3000K | 586 | 52 | 13954 |

LIGHT DISTRIBUTION

3000K 10W



LUMEN MULTIPLIERS

| CCT | MULTIPLIER |
|-------|------------|
| 2700K | 1.00 |
| 3000K | 1.00 |
| 3500K | 1.07 |
| 4000K | 1.07 |

Applying Lumen Multipliers to Calculate Delivered Lumens

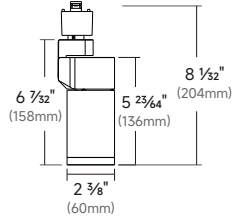
| | | | | |
|--|---|-------------------|---|---|
| Base Fixture Delivered Lumens (from PHOTOMETRIC DATA) | x | CCT Multiplier | = | Delivered Lumens for Desired Fixture |
| STANDARD TRIM Example: TLO010-01 10W 3500K | | | | |
| 586 lm | x | 1.07 | = | 627 lm |

DIMENSION



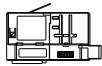

Track-mounted

TLO010-01




INSTALLATION


Track-mounted



Global



Halo



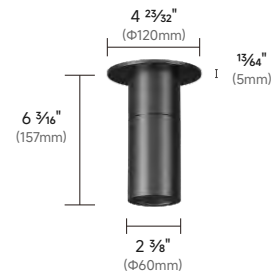
Juno



Lightolier


Surface-mounted

TLO010-02



Pendant

TLO010-03



Wall-mounted

TLO010-04



EXCELLENT MODULAR COMBINATION CONCEPT



OVEGA TRACK LIGHT SYSTEM

UNLIMITED POSSIBILITIES with OVEGA family. Seven versions in excellent modular combination concept with similar appearances but different light solutions entitle OVEGA family will fit smoothly into any retails, museums and galleries environment.

In versions with different light solutions, OVEGA covers high performance accent lighting with very narrow beam 6°, different interchangeable beam lens & different optical accessories, flood lighting of exhibits, beam angle adjusting from narrow to wide, wall washing and projection.

Except versatile light solutions, OVEGA is also a complete family with different installation methods(track-mounted, pendant, surface-mounted and wall-mounted). So, if you have an environment where ask for different light solutions & different installation methods, OVEGA family will be a great choice to get a unified impression.

DETAILS



Scan to know more about product information