



Type:


SPECIFICATION SHEET

Project:

Page 1 / 6

DELLA- Pin-Hole

DM060C



DESCRIPTION

The DELLA Pin-Hole Downlight features an ultra-narrow concave design that blends seamlessly into the ceiling. Its innovative cross-light optics distribute illumination evenly through multi-surface reflection, delivering wide, comfortable light from a minimal aperture with UGR<6-ideal for premium commercial and residential applications.

FEATURES

- Ultra-narrow concave design that blends seamlessly into the ceiling.
- It adapts invisible light technology, creating the effect of "seeing the light but not the fixture".
- UGR<6 for ultimate eye comfort.

SPECIFICATIONS

ELECTRICAL

Power:	8W
Voltage:	AC 220-240V
Frequency:	50/60Hz
Power Factor:	>0.90
Dimming:	0/1-10V / TRIAC / DALI

OPTICAL

LED Type:	COB
Lumen Output:	416lm
Beam Optic:	Spot (24°, 36°)
Color Quality:	CRI 90+, SDCM≤3
Color Temperature:	Static White: 2700K, 3000K, 3500K, 4000K Tunable White: 2700K-6000K Dim-to Warm: 1800K-3000K

LUMINAIRE

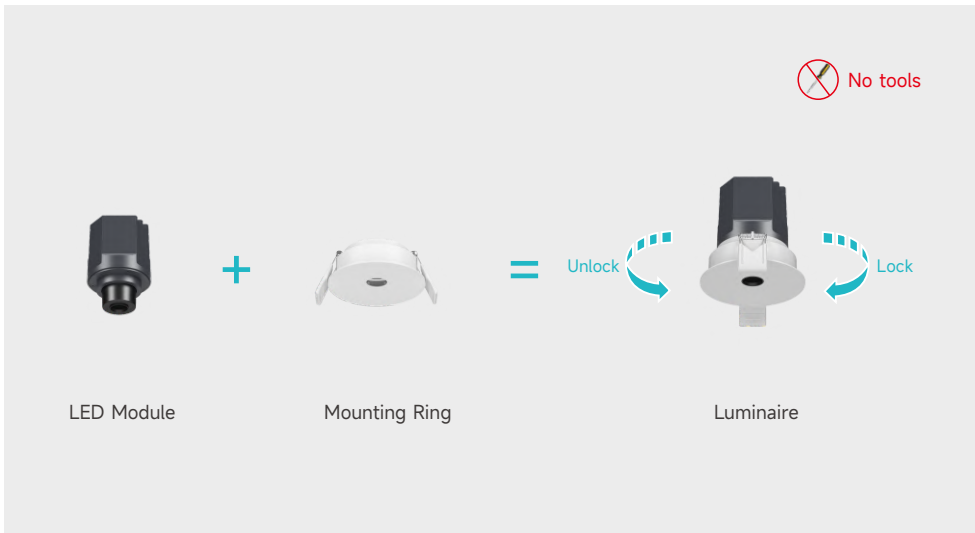
Trim Color:	White / Black / Custom Finish*(Consult Factory)
Operating Temperature:	-20°C~35°C
Lifespan:	>50000h@80% (L80)
Warranty:	5 years Carefree for Parts and Components (Labor not included) LED luminaire life reduction and warranty invalidation will occur if installed in environments above 35°C

PHYSICAL

Ceiling Thickness:	1mm to 20mm spring clip
Construction:	Aluminum
Mounting:	Recessed with spring clips

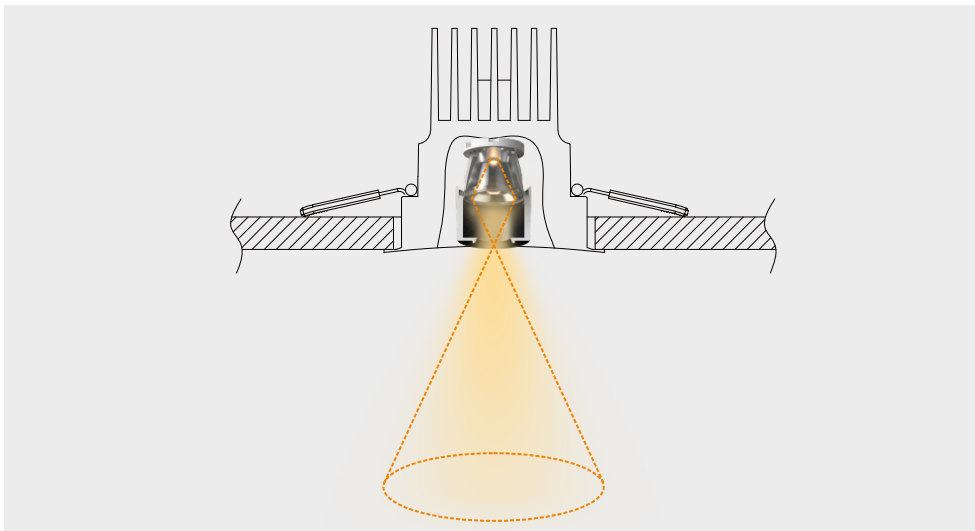
DETAILS

Modular Design



Pin-Hole

Small black hole, big light effect — Deep front-focus anti-glare design delivers a UGR < 6 for ultimate comfort. Innovative invisible light emission maximizes overall lighting efficiency.





Type:

Project:

ORDERING INFORMATION

DM060C							
MODULE	TRIM	LUMEN	TRIM COLOR	CRI	CCT	OPTIC	DIMMING
<input type="checkbox"/> DM060C DELLA 75mm Aperture (Pin-Hole)	<input type="checkbox"/> DF62RF01N Pin-Hole	<input type="checkbox"/> L04 400lm	<input type="checkbox"/> W White <input type="checkbox"/> B Black <input type="checkbox"/> C Custom Finish <small>*(Consult Factory)</small>	<input type="checkbox"/> 9 90+	<input type="checkbox"/> 27 2700K <input type="checkbox"/> 30 3000K <input type="checkbox"/> 35 3500K <input type="checkbox"/> 40 4000K <input type="checkbox"/> TW Tunable White 2700K-6000K <input type="checkbox"/> DW Dim-to Warm 1800K-3000K	<input type="checkbox"/> 024 Spot 24° <input type="checkbox"/> 036 Spot 36°	<input type="checkbox"/> V 0/1-10V <input type="checkbox"/> T Triac <input type="checkbox"/> D DALI



Type:

Project:

PHOTOMETRIC DATA (NON-DIMMING)

LUMEN PACKAGE	POWER	CCT	24°			36°		
			LUMENS	EFFICACY	MAX CANDELA	LUMENS	EFFICACY	MAX CANDELA
DM060C-DF62RF01N	8W	3000K	323	37	1556	416	47	1340

Above test data is based on [Pin-Hole \(DF62RF01N\)](#) trim with 3000K 90CRI LED.

LUMEN MULTIPLIERS

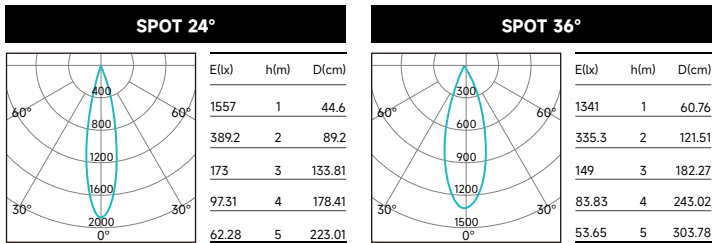
CCT	MULTIPLIER
2700K	0.95
3000K	1.00
3500K	1.04
4000K	1.06

Applying Lumen Multipliers to Calculate Delivered Lumens

Base Fixture Delivered Lumens (from PHOTOMETRIC DATA)	x	CCT Multiplier	=	Delivered Lumens for Desired Fixture
STANDARD TRIM Example: DM060C-DF62RF01N 8W 3500K				
323 lm	x	1.04	=	336 lm

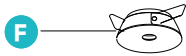


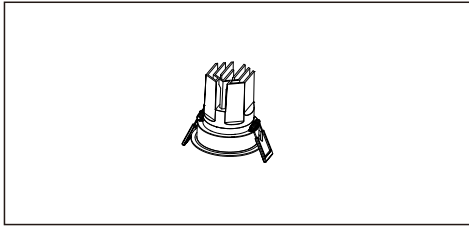
LIGHT DISTRIBUTION

3000K 8W



Above test data is based on [Pin-Hole \(DF62RF01N\)](#) with 3000K 90CRI LED.

EXPLODED OVERVIEW - PART SELECTION



PARTS

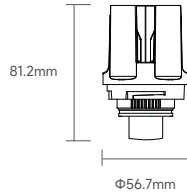
- A** - Led Module
- B** - Light Source
 - Static White: 2700K, 3000K, 3500K, 4000K
 - Tunable White: 2700K-6000K
 - Dim-to Warm: 1800K-3000K
- C** - LED Holder
- D** - Beam Lens (24° / 36°)
- E** - Fixed Ring
- F** - Pin-Hole Trim For One Light Engine

DIMENSION

LED Module



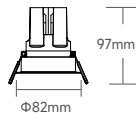
DM060C



Trim For Hotel Series



DM060C-DF62RF01N



Pin-Hole

Φ75mm



DELLA 2.0 DOWNLIGHT SYSTEM

DELLA, a system of downlights stands out with its exceptional light control technology and anti-glare performance. The system offers multiple sizes ranging from Ø35mm to Ø75mm, with power ratings from 5W to 20W. flexibly adapting to diverse scenarios. Its super modular design enables all optical accessories to be replaced without tools, ensuring smooth operation and a robust structure. Compact, high-efficiency, and evolution-ready design makes DELLA a reliable choice for high-end retail, hospitality, and residential lighting.

DELLA 2.0 is not merely a recessed lighting system; it is our profound interpretation of the relationship between light and space.

DETAILS



Scan to know more about product information