



Type:

Project:

# OVEGA-Narrow Beam TLO010-01



## DESCRIPTION

OVEGA(EN-TLO series, Narrow Beam 6°) is a stylish and compact LED track light that will fit smoothly into any show windows, museums where ask for very narrow spot. Simply adding extra optical accessories, the light shape can be changed to square, rectangular, oval..... creates unique atmosphere in the end.

The head can be adjusted precisely 360°+ horizontal(rotation) and 90°vertical without dead angle. The light, as a result, is emitted exactly where you need it. The integrated driver gives clean feeling and the ceiling will not be cluttered with drivers aimed in different directions.

## FEATURES

- Stylish and compact design with integrated driver.
- Very narrow beam 6° with quality light distribution.
- Simply adding extra optical accessories, the light shape can be changed to square, rectangular, line.....
- Patented joints can hold the lights at any positions without malfunctions.
- 360°+ rotation without dead angle and 90° vertical aiming.
- Use OVEGA family to get a unified impression in one environment.

## ELECTRICAL

Power:	10W
Voltage:	220-240V / 100-277V AC
Frequency:	50/60Hz
Class:	II
Power Factor:	>0.90
Dimming:	On-off / 0/1-10V / DALI / TRIAC

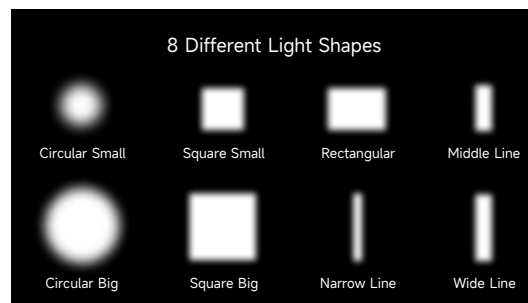
## OPTICAL

LED Type:	COB
Lumen Output:	586lm
Beam Optic:	Narrow Spot (6°)
Color Quality:	CRI 80+/90+/95+, SDCM≤3
Color Temperature:	Static white: 2700K/3000K/3500K/4000K
TM30 values:	Rf: 99-105 Rg: 88-92
LM80:	ANSI/IES LM-80-15

## LUMINAIRE

Location:	Indoor
Installation Methods:	Track-mounted / Surface-mounted / Pendant / Wall-mounted
IP Rating:	IP20
Adjustability:	0°-90° tiltable, 360°+ rotatable
Luminaire Color:	RAL9005 Black / RAL9016 White / Custom Finish*(Consult Factory)
Material:	Die-cast aluminum
Operating Temperature:	-20°C~40°C
Lifespan:	> 50000h@80%(L80)
Warranty:	5 years Carefree for Parts and Components (Laber not included) LED luminaire life reduction and warranty invalidation will occur if installed in environments above 40°C

## DETAILS





Type:

Project:

**ORDERING INFORMATION**

TLO								
SERIES	POWER	INSTALLATION	HOUSING COLOR	TRACK TYPE	CRI	CCT	OPTIC	DIMMING
<input type="checkbox"/> TLO OVEGA	<input type="checkbox"/> 010 10W	<input type="checkbox"/> 01 Track <input type="checkbox"/> 02 Surface <input type="checkbox"/> 03 Pendant <input type="checkbox"/> 04 Wall	<input type="checkbox"/> W RAL9016 White <input type="checkbox"/> B RAL9005 Black <input type="checkbox"/> C Custom Finish *(Consult Factory)	<input type="checkbox"/> J 2-pin Juno <input type="checkbox"/> L 2-pin Lightolier <input type="checkbox"/> H 3-pin Halo <input type="checkbox"/> G 4-pin Global <input type="checkbox"/> D 6-pin DALI	<input type="checkbox"/> 8 80+ <input type="checkbox"/> 9 90+ <input type="checkbox"/> H 95+	<input type="checkbox"/> 27 2700K <input type="checkbox"/> 30 3000K <input type="checkbox"/> 35 3500K <input type="checkbox"/> 40 4000K	<input type="checkbox"/> 006 Narrow Spot 6°	<input type="checkbox"/> V 0/1-10V <input type="checkbox"/> T Triac <input type="checkbox"/> X 0-10V/Triac <input type="checkbox"/> D DALI <input type="checkbox"/> N Non-dimming

**ACCESSORIES** (TO BE ORDERED SEPARATELY)  
FOR INSTALLATION CONSULT THE INSTRUCTION SHEET

**OPTICAL ACCESSORY**

<input type="checkbox"/> Circular Small	<input type="checkbox"/> Circular Big	<input type="checkbox"/> Square Small	<input type="checkbox"/> Square Big
<input type="checkbox"/> Rectangular	<input type="checkbox"/> Narrow Line	<input type="checkbox"/> Middle Line	<input type="checkbox"/> Wide Line



Type:

Project:

**PHOTOMETRIC DATA (NON-DIMMING)**

LUMEN PACKAGE	POWER	CCT	6°		
			LUMENS	EFFICACY	MAX CANDELA
TLO010-01	10W	3000K	586	52	13954

**LUMEN MULTIPLIERS**

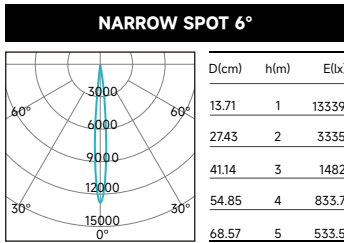
CCT	MULTIPLIER
2700K	1.00
3000K	1.00
3500K	1.07
4000K	1.07

**Applying Lumen Multipliers to Calculate Delivered Lumens**

Base Fixture Delivered Lumens (from PHOTOMETRIC DATA)	x	CCT Multiplier	=	Delivered Lumens for Desired Fixture
<b>STANDARD TRIM Example: TLO010-01 10W 3500K</b>				
586 lm	x	1.07	=	627 lm

**LIGHT DISTRIBUTION**

**3000K 10W**

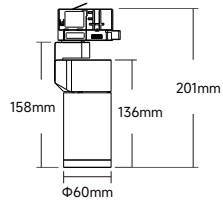


**DIMENSION**




Track-mounted

TLO010-01



**INSTALLATION**


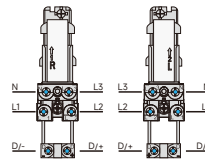
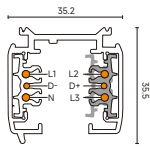
Track-mounted



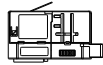
6-pin 3-circuit




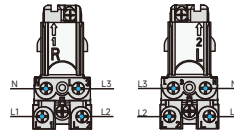
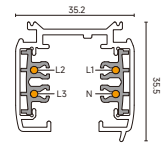
DALI



4-pin 3-circuit




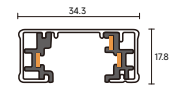
Global



3 pin



Halo



2 pin



Juno



Lightolier

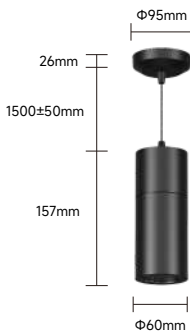
Surface-mounted

TLO010-02



Pendant

TLO010-03

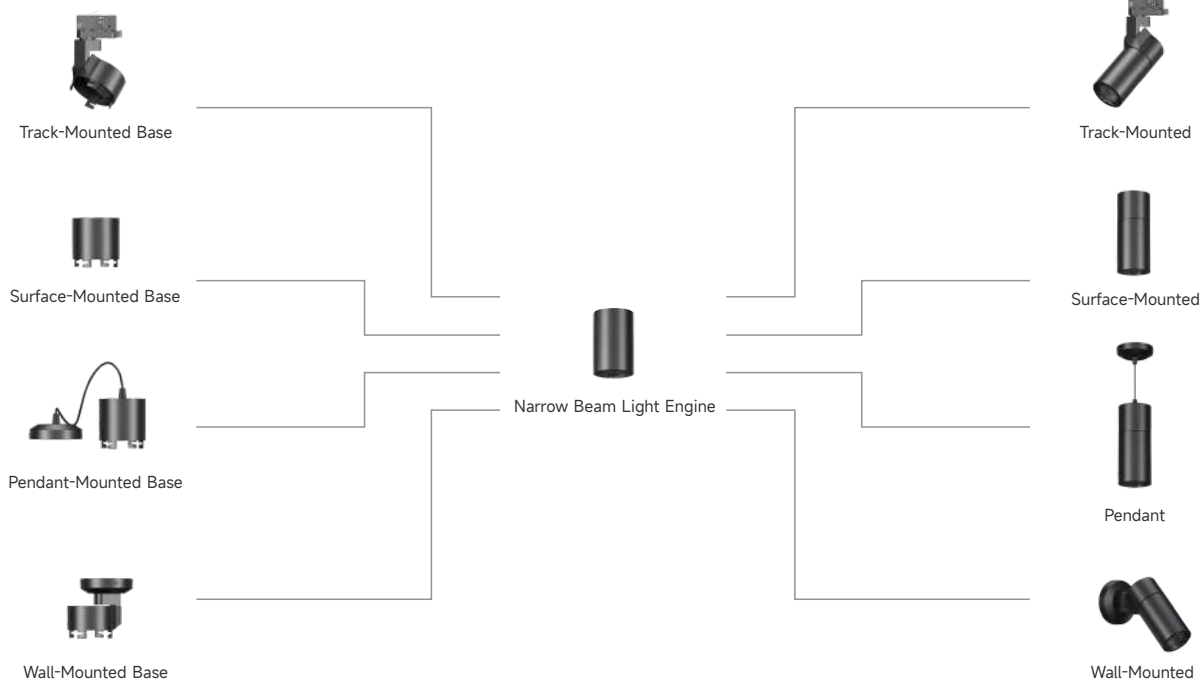


Wall-mounted

TLO010-04



**EXCELLENT MODULAR COMBINATION CONCEPT**



**OVEGA TRACK LIGHT SYSTEM**

UNLIMITED POSSIBILITIES with OVEGA family. Seven versions in excellent modular combination concept with similar appearances but different light solutions entitle OVEGA family will fit smoothly into any retails, museums and galleries environment.

In versions with different light solutions, OVEGA covers high performance accent lighting with very narrow beam 6°, different interchangeable beam lens & different optical accessories, flood lighting of exhibits, beam angle adjusting from narrow to wide, wall washing and projection.

Except versatile light solutions, OVEGA is also a complete family with different installation methods(track-mounted, pendant, surface-mounted and wall-mounted). So, if you have an environment where ask for different light solutions & different installation methods, OVEGA family will be a great choice to get a unified impression.

**DETAILS**



Scan to know more about product information